


**Accessories:** Frame Guard Kit (10-08288)

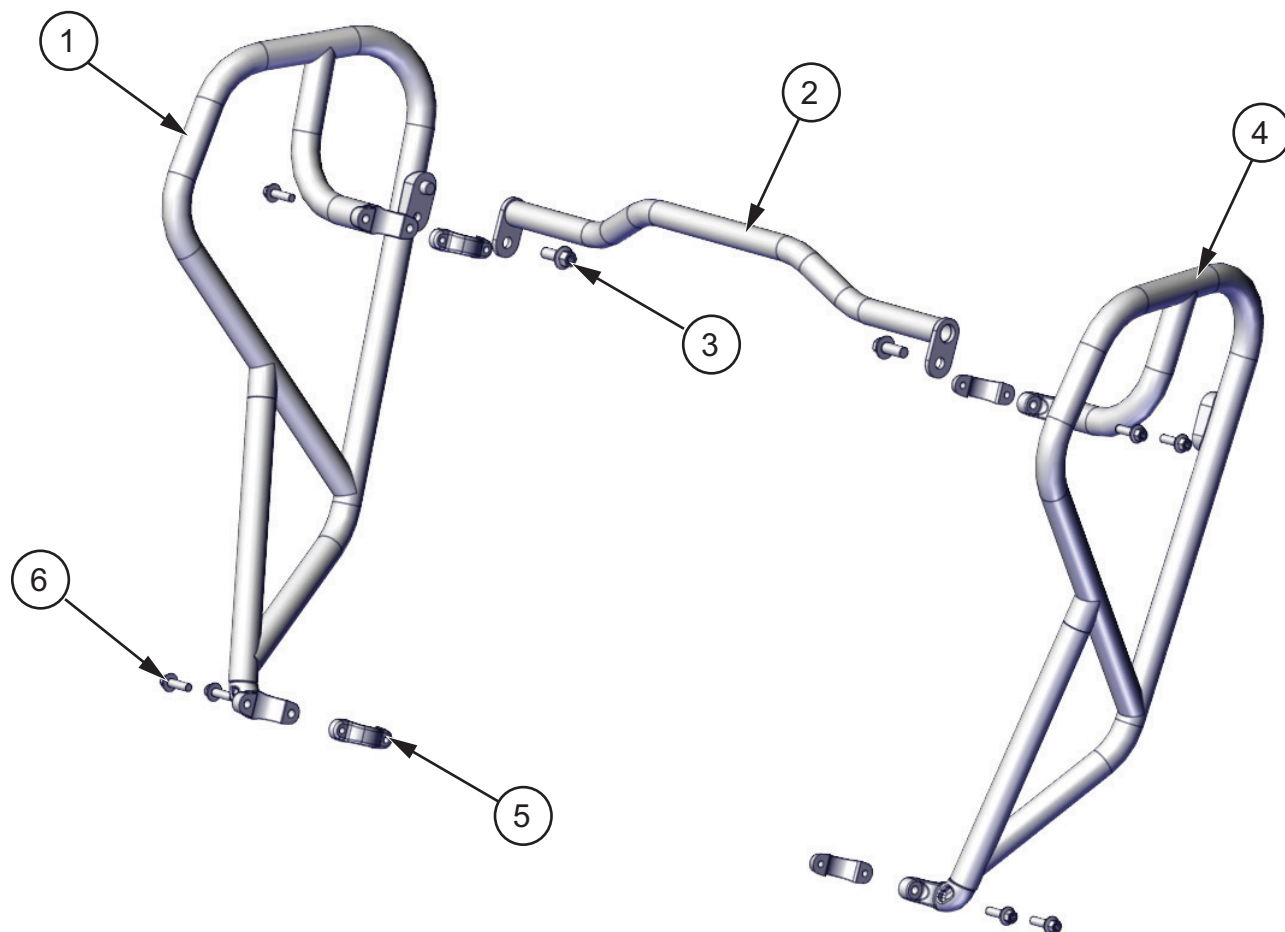
**Fits Motorcycles:** 23 DSR/X

## Overview

The frame guards provide frame and component protection in the event of a drop or some form of accident. The guards are beneficial for adventure riders looking for more protection, or for police/fleet motorcycles.



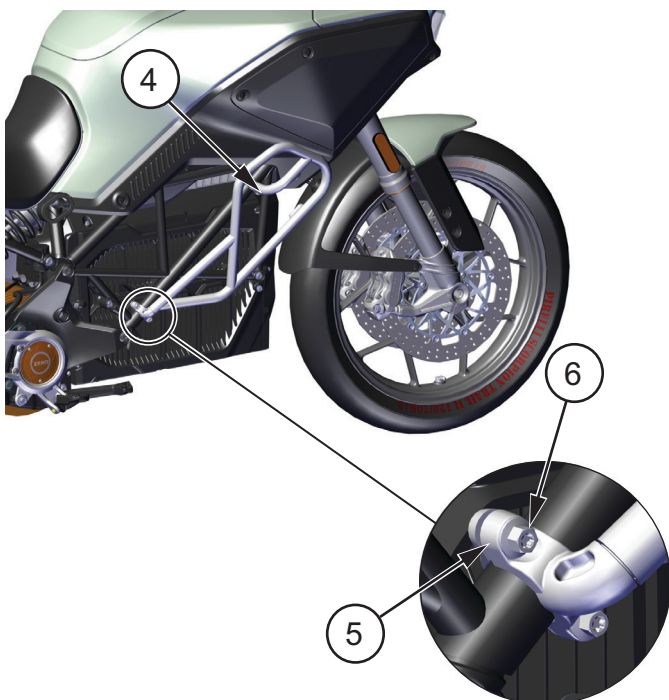
## Required Parts



Item	Frame Guard Kit (10-08288)	Quantity
1	Frame Guard - Left	1
2	Frame Guard - Crossbar	1
3	Hex Flange Bolt - M8 x 20	2
4	Frame Guard - Right	1
5	Clamp	4
6	Hex Flange Bolt - M6 x 20	8


### Installation

1. Install right frame guard (4) onto the trellis using two clamps (5) and four M6 bolts (6). Do not fully tighten the bolts at this time.



**Figure 1**

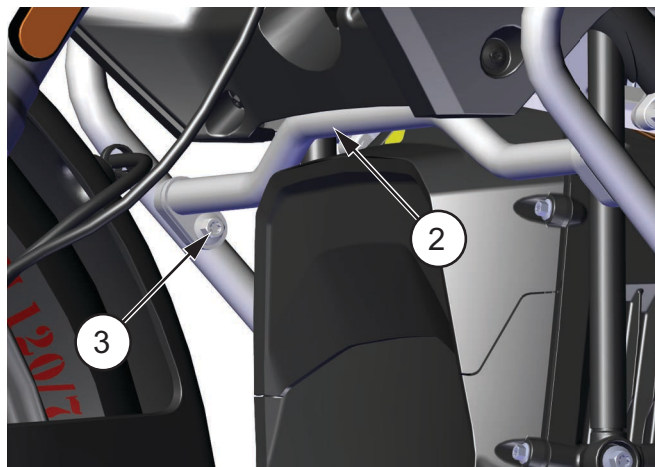
2. Install left frame guard (1) onto the trellis using two clamps and four M6 bolts. Do not fully tighten the bolts at this time.



**Figure 2**

3. Bolt crossbar (2) to the frame guards using two bolts (3).

- Torque: 10 ft lb (14 Nm)



**Figure 3**

4. Tighten the bolts on the four clamps.

- Torque: 3 ft lb (4 Nm)